


COM Express Type 6 Carrier Board w/PCIe 104



Extended
Temperature
+85°C
-40°C

CPU Full Speed



- COM Express Type 6 / 7 Support 12th Alder Lake-H, 11th Tiger Lake-H, 9th Coffee Lake-H, 6/7th Kaby/Sky Lake-H (Type6); Broadwell-DE D-1577/D-1559 (Type7) Processor
- Standard MXM Type 3.1 Support NVIDIA® GTX®/RTX® GPU
- PCI/104 Express Expansion Slot for Modular Open Structure
- Multi-Expansion Slots include Dual Mini PCIe Express Slots, 1 x M.2 Slot
- Extreme Temperature Support -40 to 85°C
- GPU can be targeted for 4 Display port outputs

Instructions

COM Express, a computer-on-module (COM) form factor, is a highly integrated and compact PC that can be used in a design application much like an integrated circuit component. The COM Express Module integrates core CPU and memory functionality, the common I/O of a PC/AT, USB, Audio, Graphics (PEG), and Ethernet.

SK515 feature a range of Intel processors, up to the latest Intel Core series. SK515 are built to operate in harsh environmental conditions, the operating temperatures as low as -40°C to as hot as 85°C. From low power consumption to high performance processing power, SK515 are built to suit a wide range of computing applications from signal processing to unmanned vehicles and more.

Specifications

System

COM Express CPU Options (Type 6)	Intel® Core™ i7-12800HE 45W Alder Lake 12th Gen, 14C, Freq. 3.5 / 4.6 GHz, 24MB cache Intel® Core™ i7-11850HE 45W Tiger Lake 11th Gen, 8C, Freq. 2.6 / 4.7 GHz, 24MB cache Intel® Xeon® W-11865MLE 45W Coffee Lake 11th Gen, 8C, Freq. 1.5 / 4.5 GHz, 12MB cache Intel® Xeon® E-2276ME 45W Coffee Lake 9th Gen, 6C, Freq. 2.8 / 4.5 GHz, 12MB cache Intel® Xeon® E-2276ML 25W Coffee Lake 9th Gen, 6C, Freq. 2.0 / 4.2 GHz, 12MB cache Intel® Core™ i7-9850HE 45W Coffee Lake 9th Gen, 6C, Freq. 2.7 / 4.4 GHz, 9MB cache Intel® Core™ i7-9850HL 25W Coffee Lake 9th Gen, 6C, Freq. 1.9 / 4.1 GHz, 9MB cache Intel® Core™ i7-7820EQ 45W Kaby Lake 7th Gen, 4C, Freq. 3.0 / 3.7 GHz, 8MB cache Intel® Xeon® E3-1505L v6 25W Sky Lake 6th Gen, 4C, Freq. 2.2 / 3.0 GHz, 8MB cache
COM Express CPU Options (Type 7)	Intel® Xeon®-D1577 45W Broadwell-DE, 16C, Freq. 1.3 / 2.1 GHz, 24MB cache Intel® Xeon®-D1559 45W Broadwell-DE, 16C, Freq. 1.5 / 2.1 GHz, 18MB cache (eTEMP)
GPU Module Options	NVIDIA® GeForce™ GTX 1660S, 95W, 6GB GDDR6, 1,048 CUDA Cores NVIDIA® GeForce™ RTX 2060S, 175W, 8GB GDDR6, 2,176 CUDA Cores NVIDIA® Ampere RTX A2000, 80W, 8GB GDDR6, 2,560 CUDA Cores NVIDIA® Ampere RTX A4500, 80W/130W, 16GB GDDR6, 5,888 CUDA Cores
COM Express Compatibility	COM Express® Type 6/7
Expansion	
MiniPCIe Expansion	2 x Full-size mini PCIe (1 with mSATA supported)
M.2 Expansion	1 x 2280 M-key (SATA only)

PCIe/104 Expansion	4 x PCIe x 1 、 1 x PCIe x 4 、 5 x USB 2.0 、 1 x LPC 、 1 x SPI
--------------------	---

SATAIII	2 x SATAIII
---------	-------------

Display

Display Port	4 x Display Port outputs from GPU(Port A/B/C/D) 2 x Display Port outputs from GPU(Port E/F)(By option)
--------------	---

VGA	1 x output from COM Express®, 1 x output from GPU
-----	---

LVDS	1 x dual channel 18/24bit LVDS
------	--------------------------------

DVI	1
-----	---

Ethernet

Gigabit Ethernet	2 x 10/100/1000 Ethernet Ports
------------------	--------------------------------

I/O

USB	4 x USB 3.0, 2 x USB 2.0
-----	--------------------------

COM Port	4 x RS232/422/485(function select by jumper)
----------	--

Audio	1 x Line-out, 1 x Mic-In
-------	--------------------------

SATA Power	2 x SATA Power
------------	----------------

DI/DO	1 x DI/DO (4 in / 4 out)
-------	--------------------------

CPU FAN	1 x CPU FAN
---------	-------------

MXM FAN	1 x MXM FAN
---------	-------------

Battery	1 x Battery Header
---------	--------------------

Power System

Input Power_SYS	9~36V (4P Terminal Block)
-----------------	---------------------------

Input Power_MXM	12V (ATX 4P)
-----------------	--------------

Power Consumption	Varies per COM Express /MXM with different CPU and GPU models
-------------------	---

RTC Battery	3V CR2032
-------------	-----------

Mechanical and Environmental

Dimension	190mm x 185mm
-----------	---------------

Operating Temperature	-40 to 85°C
-----------------------	-------------

SK515

Storage Temperature -40 to 85°C

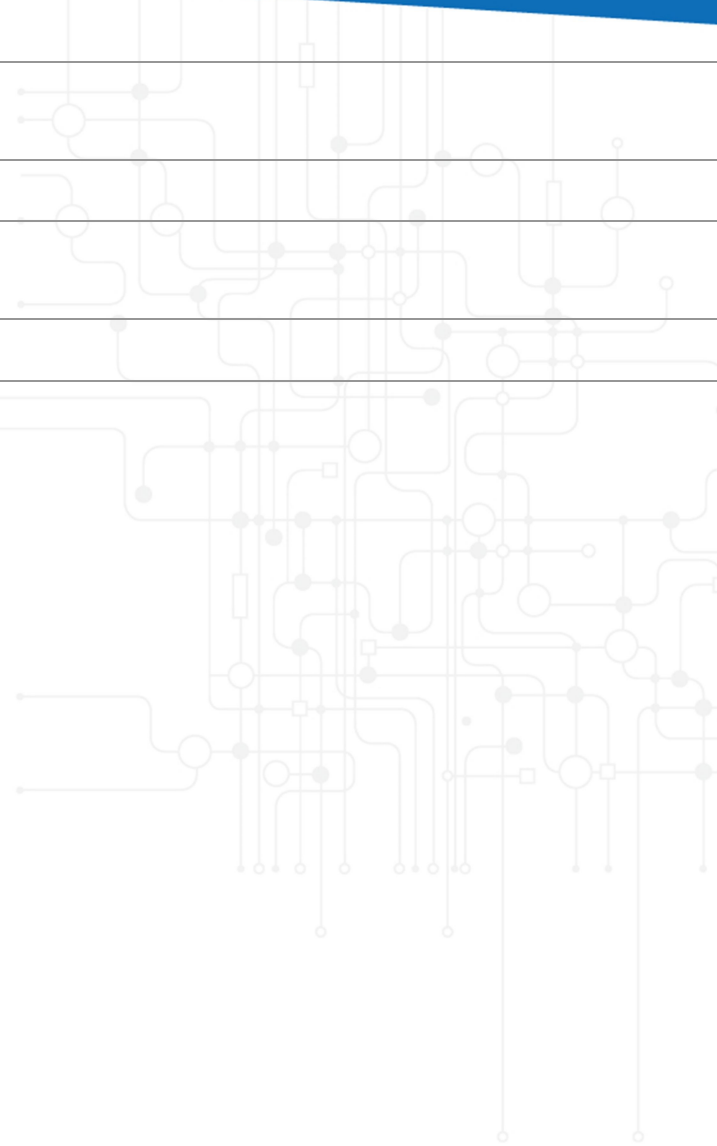
Relative humidity 10% to 90%, non-condensing

Standard Compliance

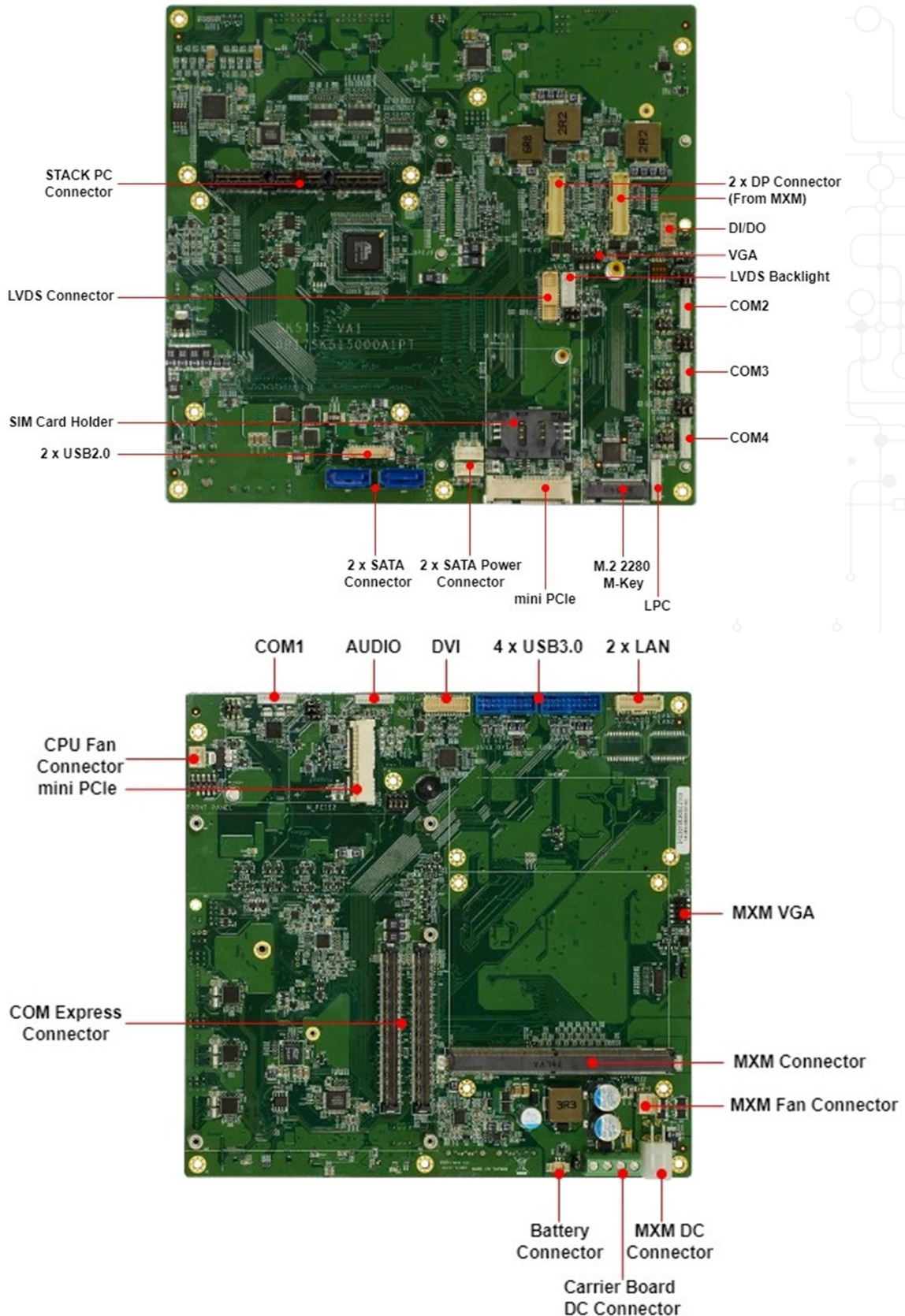
Standard Compliance CE/FCC

OS

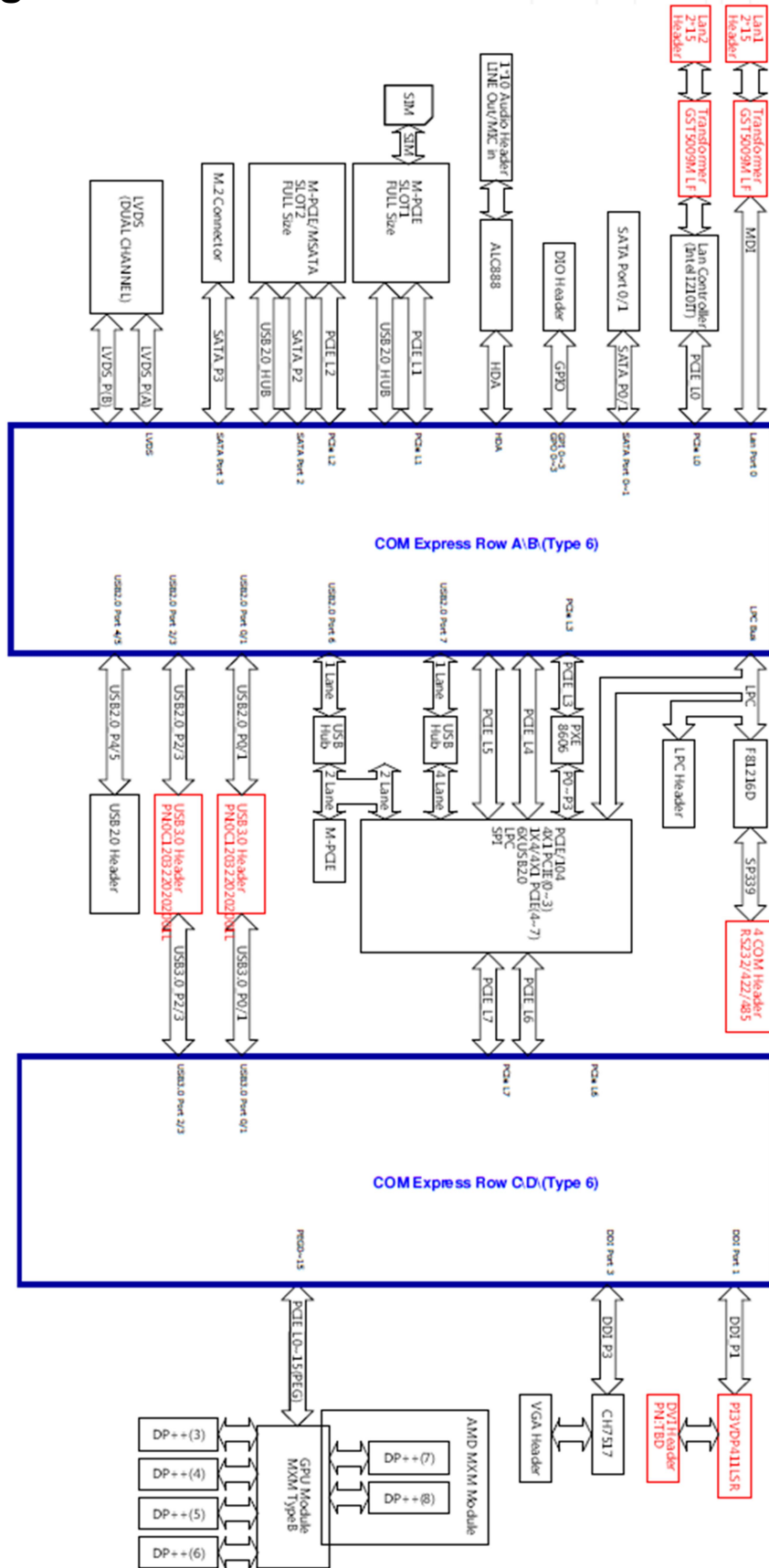
OS support Windows®10 64bit
Linux(Support by request)



Carrier Board Placement



Block Diagram



Ordering Information

CPU/GPU Table

All Operating Temperature meet from 0 to 55°C

Could Customize the Operating Temperature from -40 to 70°C

CPU Products List

CPU(Type6)	SPEC	
Intel® Core™ i7-12800HE	45W	Alder Lake 12th Gen, 14C , Freq. 3.5 /4.6 GHz, 24MB cache
Intel® Core™ i7-11850HE	45W	Tiger Lake 11th Gen, 8C , Freq. 2.6 /4.7 GHz, 24MB cache
Intel® Xeon® W-11865MLE	25W	Tiger Lake 11th Gen, 8C , Freq. 1.5 /4.5 GHz, 12MB cache
Intel®Xeon®E-2276ME	45W	Coffee Lake 9th Gen, 6C ,2.8 /4.5 GHz, 12MB cache
Intel®Xeon®E-2276ML	25W	Coffee Lake 9th Gen, 6C ,2.0 / 4.2 GHz, 12MB cache
Intel® Core™ i7-9850HE	45W	Coffee Lake 9th Gen, 6C, 2.7 / 4.4 GHz, 9MB cache
Intel® Core™ i7-9850HL	25W	Coffee Lake 9th Gen, 6C, 1.9 / 4.1 GHz, 9MB cache
Intel® Core™ i7-7820EQ	45W	Kaby Lake 7th Gen, 4C, 3.0 / 3.7 GHz, 8MB cache
Intel® Xeon® E3-1505L v6	25W	Sky Lake 6th Gen, 4C, 2.2 / 3.0 GHz, 8MB cache

CPU(Type7)	SPEC	
Intel®Xeon®-D1577	45W	Broadwell-DE, 16C, 1.3 / 2.1 GHz, 24MB cache
Intel®Xeon®-D1559	25W	Broadwell-DE, 16C, 1.5 / 2.1 GHz, 18MB cache (eTEMP)

GPU Products List

GPU	SPEC	
NVIDIA® GeForce™ GTX 1660S	95W	6GB GDDR6, 1,048 CUDA Cores
NVIDIA® GeForce™ RTX 2060S	175W	8GB GDDR6, 2,176 CUDA Cores
NVIDIA® Ampere RTX A2000	80W	8GB GDDR6, 2,560 CUDA Cores
NVIDIA® Ampere RTX A4500	80W/130W	16GB GDDR6,5,888 CUDA Cores